

ATS Membership 9/24

1. How do you rank the following ATS Programs and Services of importance to you? Please rank in importance to you - (1) none to (6) very important (valuable)									
	1	2	3	4	5	6	N/A	Rating Average	Response Count
Trauma Watch	4.1% (5)	6.6% (8)	12.3% (15)	21.3% (26)	20.5% (25)	35.2% (43)	0.0% (0)	4.53	122
ATS Legislative work: Legislative Alerts	5.0% (6)	8.3% (10)	24.0% (29)	17.4% (21)	30.6% (37)	14.9% (18)	0.0% (0)	4.05	121
Trauma Coordinator Course	12.2% (14)	8.7% (10)	13.9% (16)	19.1% (22)	20.0% (23)	20.0% (23)	6.1% (7)	3.92	115
Trauma Register Course	8.9% (12)	14.1% (19)	14.1% (19)	17.8% (24)	18.5% (25)	17.8% (24)	8.9% (12)	3.84	135
2nd Trauma	15.8% (18)	34.2% (39)	21.9% (25)	7.0% (8)	8.8% (10)	5.3% (6)	7.0% (8)	2.73	114
Trauma Survivors Network	33.1% (43)	14.6% (19)	10.0% (13)	16.2% (21)	9.2% (12)	10.8% (14)	6.2% (8)	2.85	130
	answered question								152
	skipped question								0



2. How do you rank the following ATS Prevention Programs?									
	1	2	3	4	5	6	N/A	Rating Average	Response Count
National Trauma Awareness Month	2.4% (3)	4.0% (5)	14.5% (18)	25.0% (31)	26.6% (33)	27.4% (34)	0.0% (0)	4.52	124
Traumaroo	15.5% (18)	6.0% (7)	21.6% (25)	27.6% (32)	13.8% (16)	12.1% (14)	3.4% (4)	3.56	116
Troogram	5.9% (7)	19.3% (23)	30.3% (36)	19.3% (23)	14.3% (17)	4.2% (5)	6.7% (8)	3.32	119
Prevention Materials	3.6% (5)	5.0% (7)	15.0% (21)	15.0% (21)	27.1% (38)	33.6% (47)	0.7% (1)	4.59	140
	answered question								151
	skipped question								1



3. How do you rank the following ATS information sources for Trauma?									
	1	2	3	4	5	6	N/A	Rating Average	Response Count
ATS/TIEP Website	4.8% (6)	5.6% (7)	11.3% (14)	15.3% (19)	19.4% (24)	42.7% (53)	0.8% (1)	4.68	124
TIEP Trauma Maps	5.6% (6)	10.2% (11)	17.6% (19)	17.6% (19)	33.3% (36)	6.5% (7)	9.3% (10)	3.91	108
TIIDES	12.5% (14)	12.5% (14)	8.9% (10)	37.5% (42)	4.5% (5)	3.6% (4)	20.5% (23)	3.25	112
	<i>answered question</i>								137
	<i>skipped question</i>								15

4. How do you rank the following ATS Conferences?									
	1	2	3	4	5	6	N/A	Rating Average	Response Count
Webinars	8.4% (10)	10.1% (12)	9.2% (11)	16.8% (20)	23.5% (28)	14.3% (17)	17.6% (21)	3.97	119
Annual Conference	9.8% (13)	7.5% (10)	9.8% (13)	16.5% (22)	19.5% (26)	23.3% (31)	13.5% (18)	4.14	133
	<i>answered question</i>								144
	<i>skipped question</i>								8

5. What is your overall Satisfaction with ATS?									
	1	2	3	4	5	6	N/A	Rating Average	Response Count
Please rank	4.7% (7)	2.7% (4)	14.1% (21)	18.1% (27)	33.6% (50)	26.8% (40)	0.0% (0)	4.54	149
	<i>answered question</i>								149
	<i>skipped question</i>								3





6. Do you have suggestions for improvement?		
		Response Count
		53
		<i>answered question</i>
		53
		<i>skipped question</i>
		99




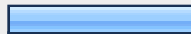

7. Would you recommend membership in ATS?			
		Response Percent	Response Count
To a friend or co-worker		85.9%	110
For your hospital		53.9%	69
		<i>answered question</i>	128
		<i>skipped question</i>	24

8. Are there other ways ATS should be communicating with its membership?			
		Response Percent	Response Count
Facebook		86.0%	37
Twitter		27.9%	12
		Other (please specify)	16
		<i>answered question</i>	43
		<i>skipped question</i>	109











9. If you would not recommended membership into the Society, why?		
		Response Count
		15
	<i>answered question</i>	15
	<i>skipped question</i>	137

10. Would you be willing to volunteer to assist in ATS programs and if so, in what specific program?		
		Response Count
		35
	<i>answered question</i>	35
	<i>skipped question</i>	117

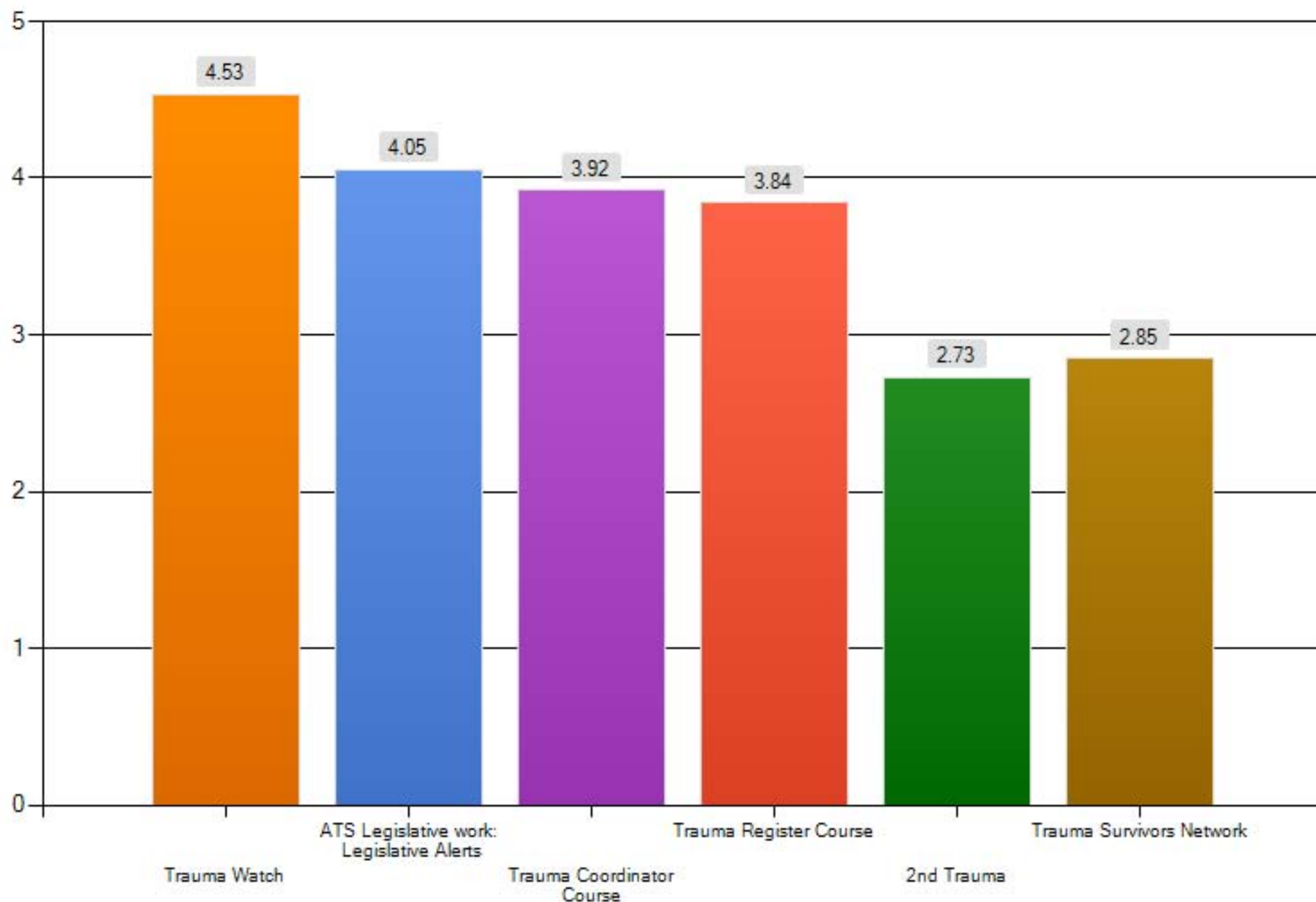
11. Have you taken any of the ATS courses?			
		Response Percent	Response Count
Trauma Register		51.7%	45
Trauma Coordinator		60.9%	53
2nd Trauma		9.2%	8
Trauma Survivors Network		10.3%	9
		<i>answered question</i>	87
		<i>skipped question</i>	65

12. If you have not taken an ATS course, please indicate why.			Response Percent	Response Count
Cost			31.0%	22
Not paid by institution			25.4%	18
Didn't know about the course			22.5%	16
No course applicable to my role			28.2%	20
Not interested in courses			9.9%	7
		answered question		71
		skipped question		81

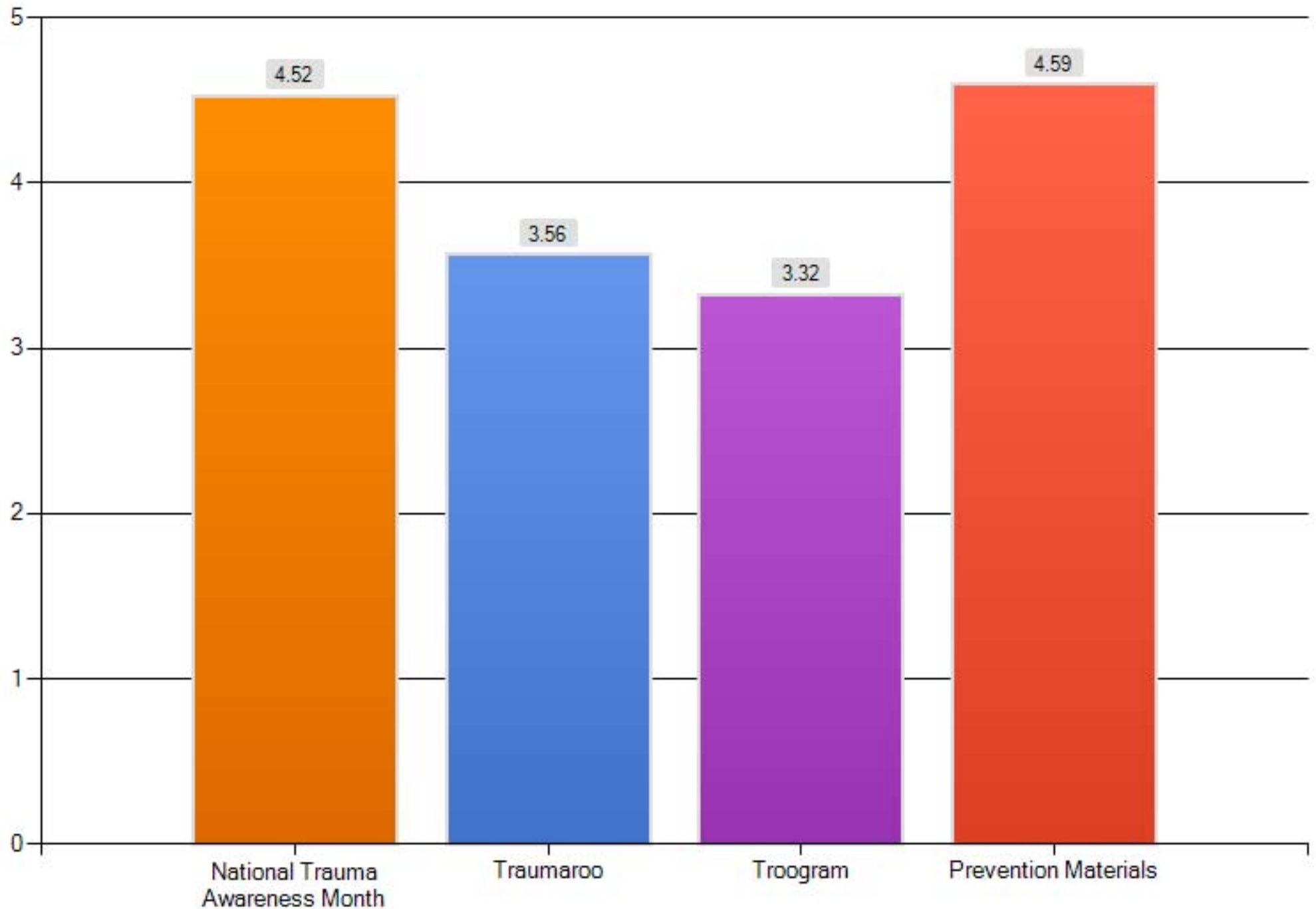
13. Are there other courses you would like to see ATS develop?			Response Count
			40
		answered question	40
		skipped question	112

14. What is your role?			
		Response Percent	Response Count
Administrator		4.6%	7
CEO		1.3%	2
EMT		4.0%	6
Public Member		0.7%	1
Social Worker		2.0%	3
Trauma Program Manager		37.1%	56
Trauma Registrar		21.9%	33
Trauma Director		7.3%	11
Trauma Surgeon		6.0%	9
Other		26.5%	40
		<i>answered question</i>	151
		<i>skipped question</i>	1

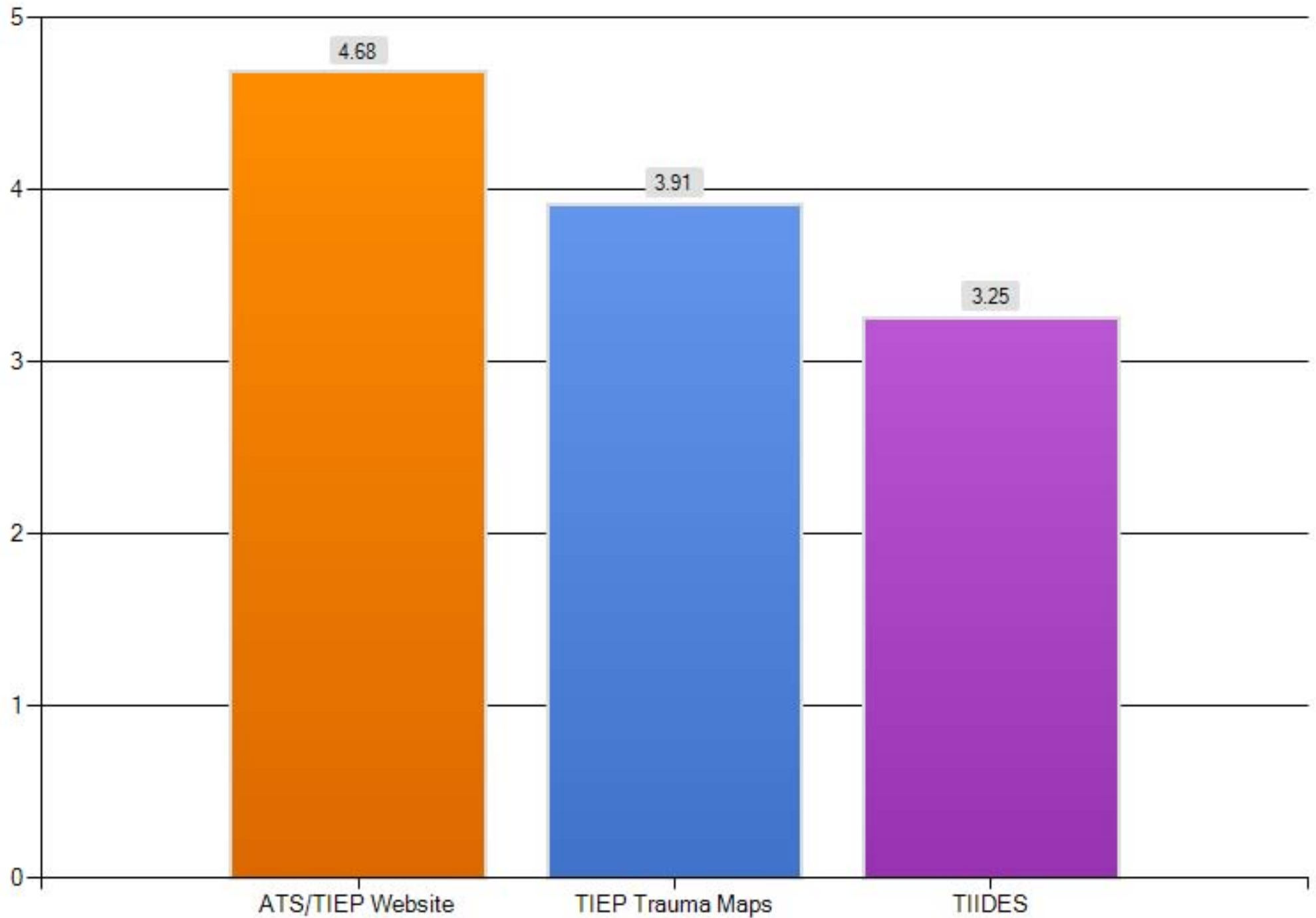
How do you rank the following ATS Programs and Services of importance to you? Please rank in importance to you - (1) none to (6) very important (valuable)



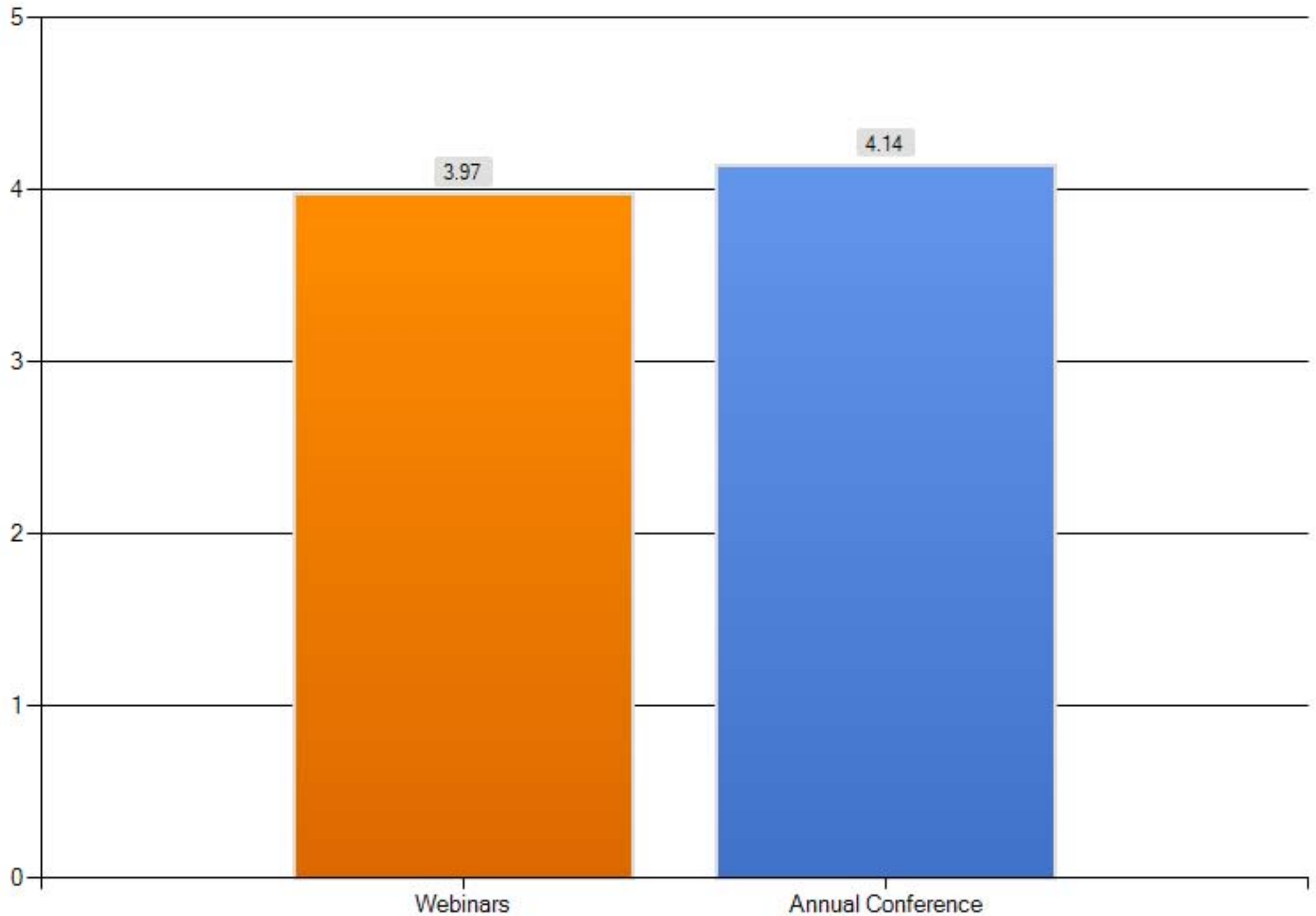
How do you rank the following ATS Prevention Programs?



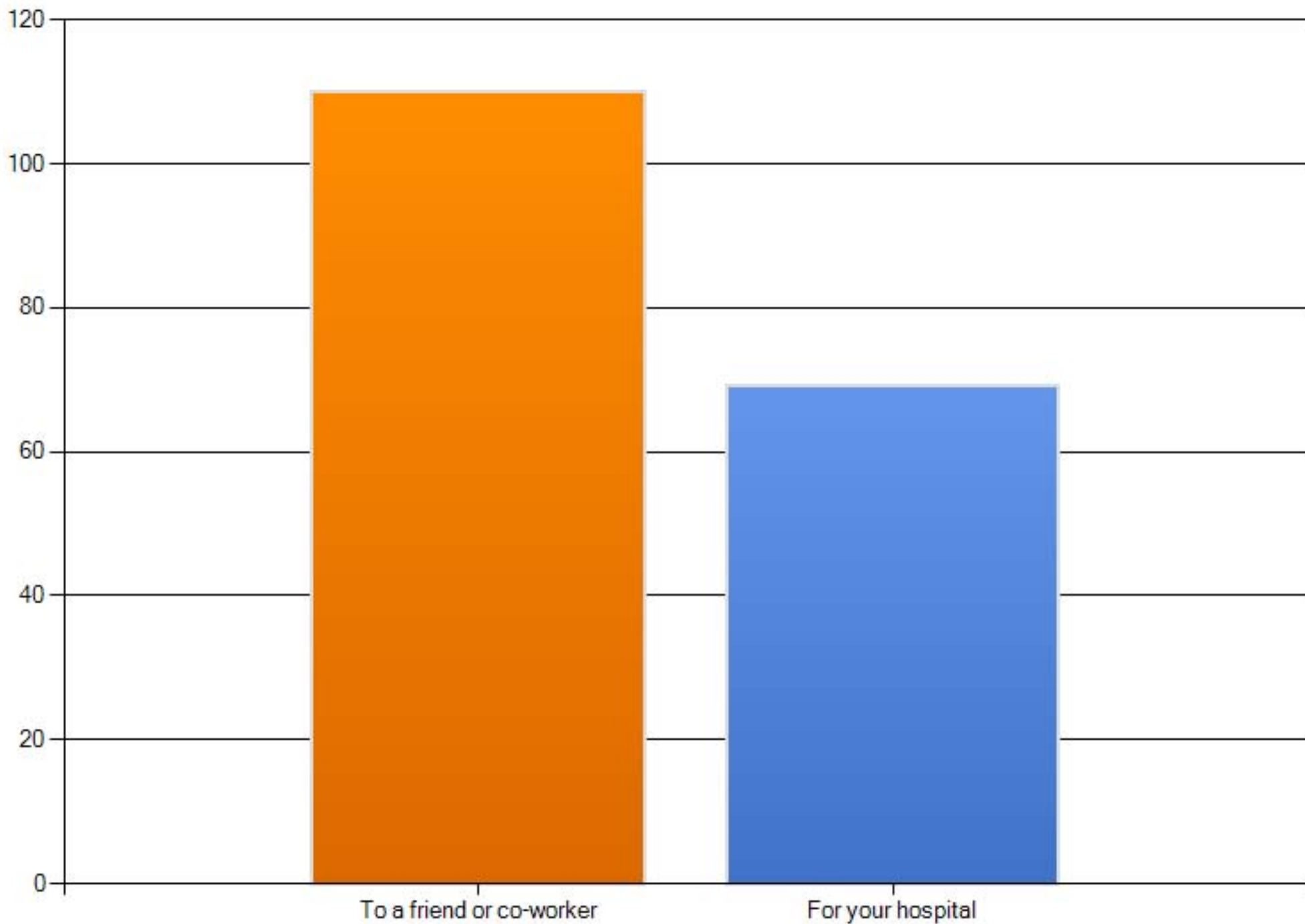
How do you rank the following ATS information sources for Trauma?



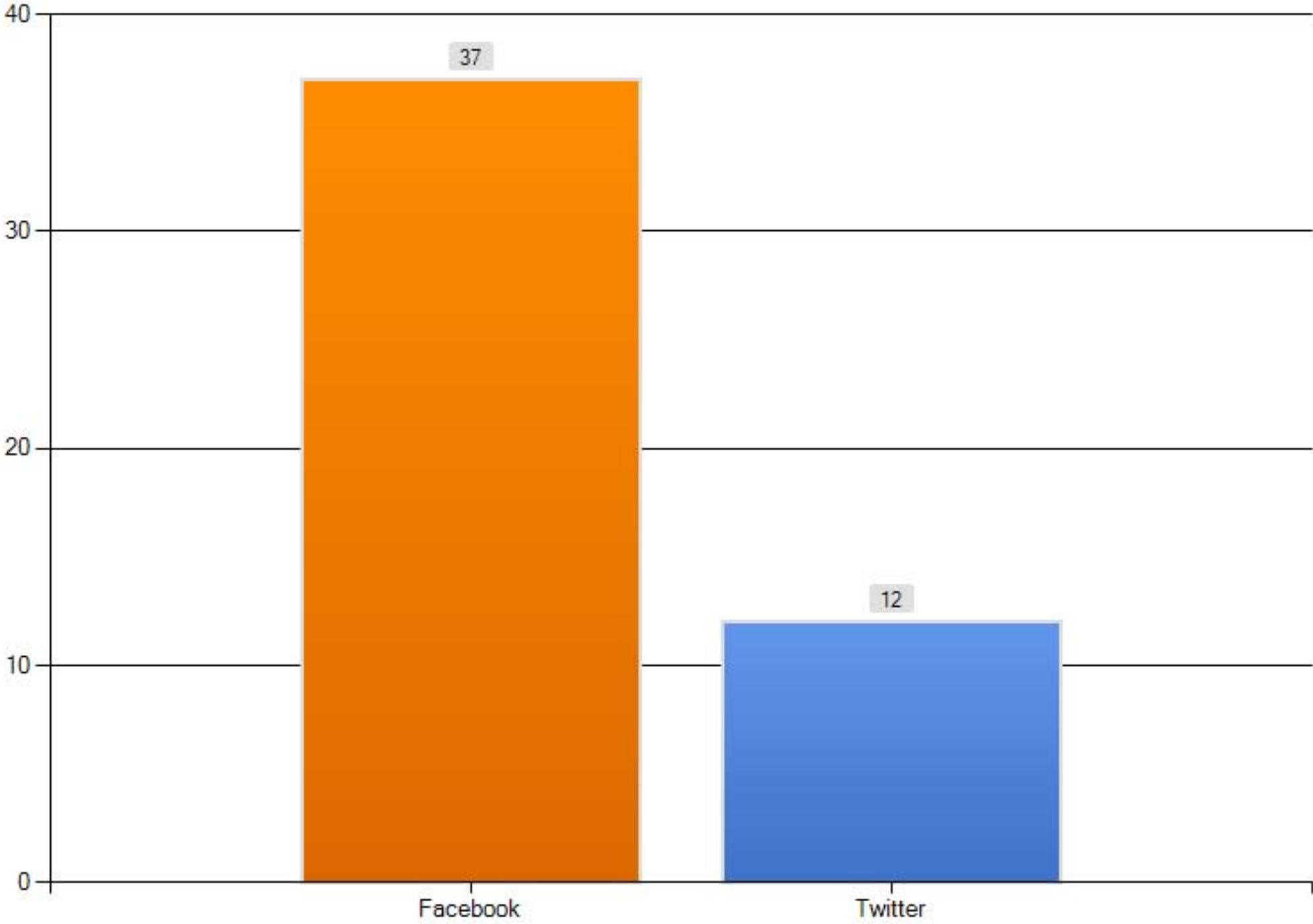
How do you rank the following ATS Conferences?



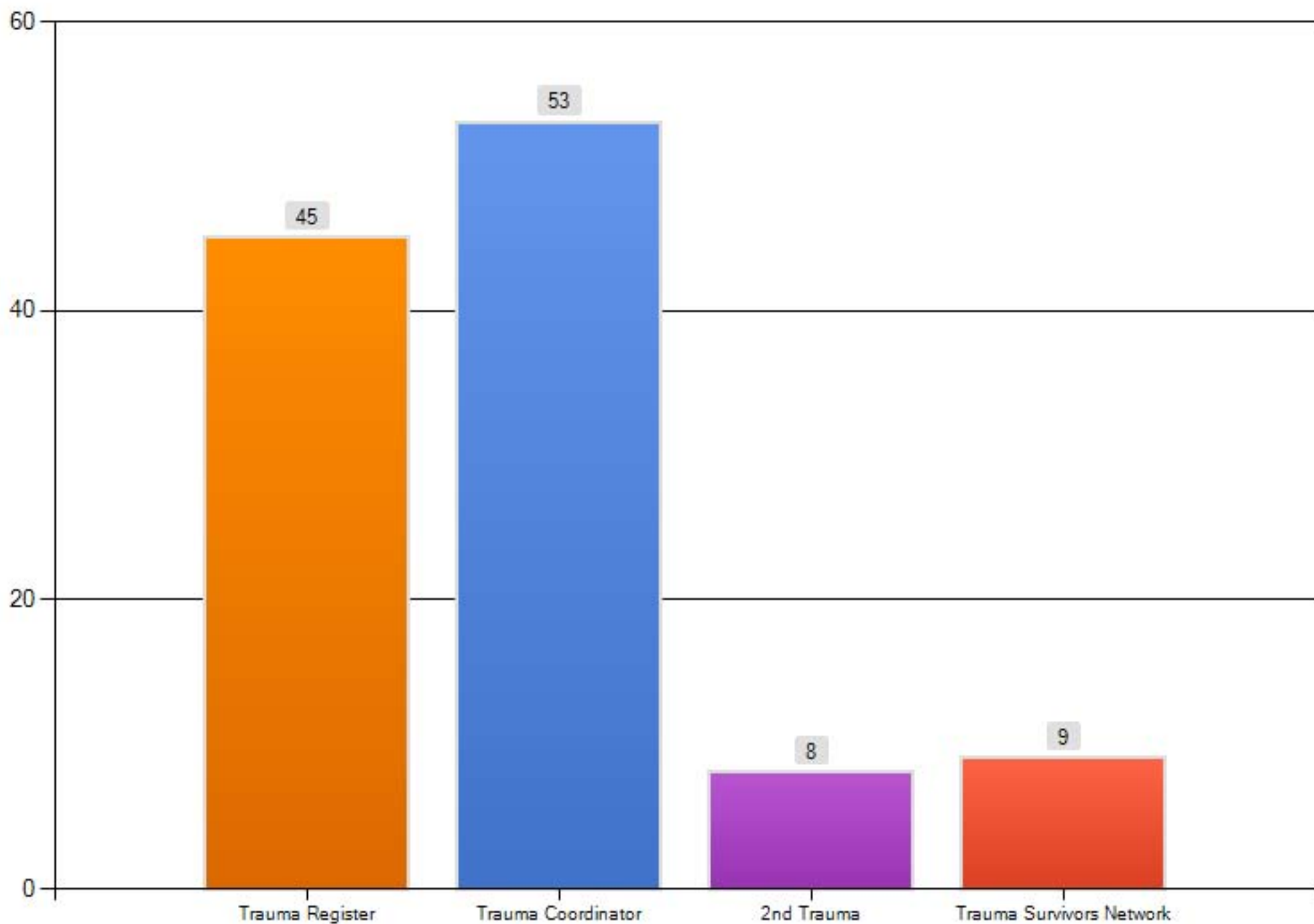
Would you recommend membership in ATS?



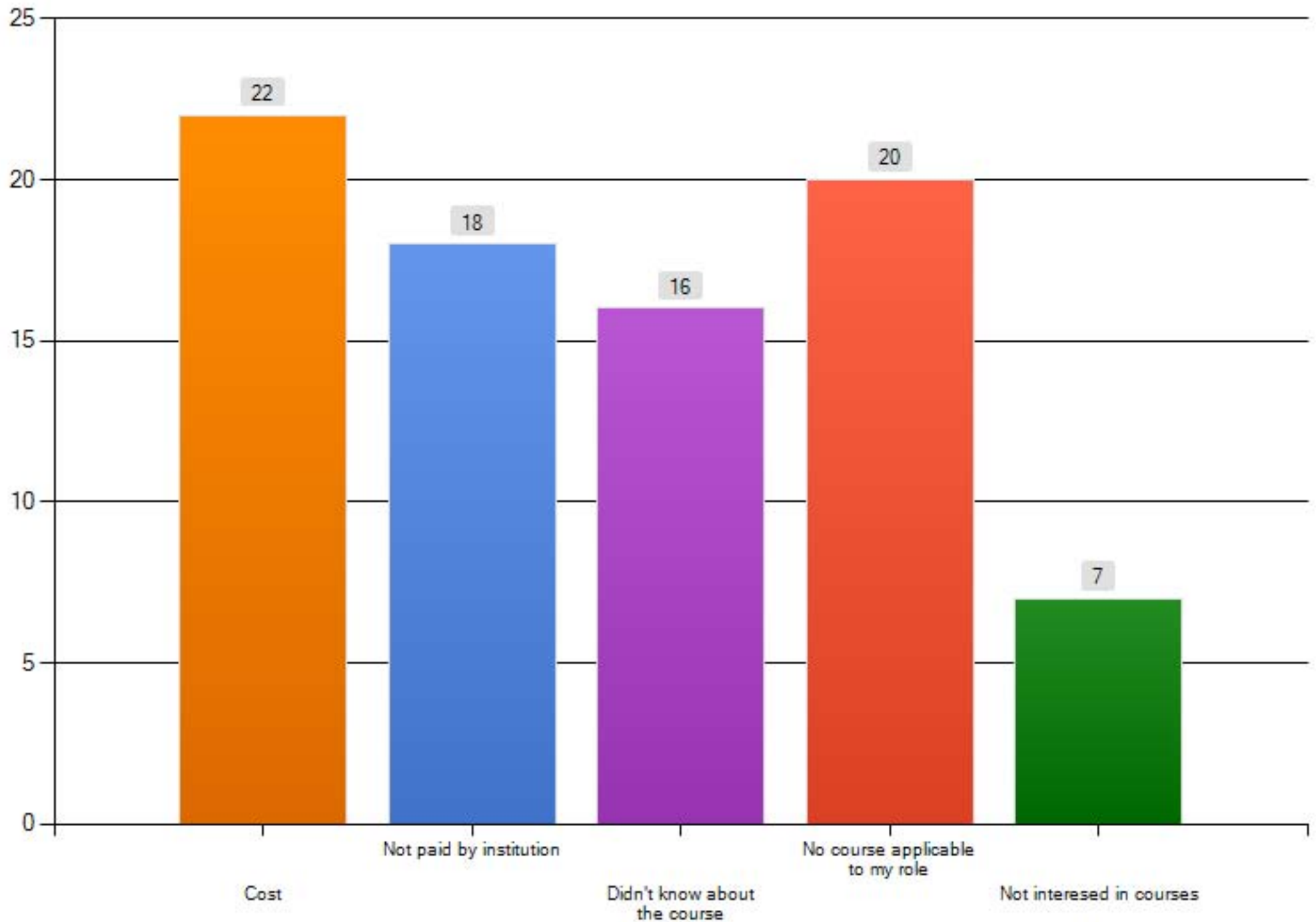
Are there other ways ATS should be communicating with its membership?



Have you taken any of the ATS courses?



If you have not taken an ATS course, please indicate why.



What is your role?

